

LIVE WEIGHT ESTIMATION (Level 1)

Topic	Training & information Content
3.1	Estimating feeding value of fodder & feed on dairy farms
3.2	Sampling feeds & forages/analysis interpretation
3.3	Estimating Dry Matter intake for various breeds/age categories of dairy cattle in the tropics
3.4	Reviewing feed intake, rumen fill, Body Condition Scoring (BCS)
3.5	Life weight estimation of cows
3.6	Rumen fermentation
3.7	Mineral & vitamin requirement, guidelines
3.8	Manure scoring and evaluation
3.9	Guidelines for ration calculations for various breeds, heifers, lactation stage (Rumen8)
3.10	Use of Rumen8 software for ration calculation
3.11	Optimization of ration with Rumen8
3.12	Feeding management guidelines
3.13	Feeding management of dry cows/close up
3.14	Feeding systems
3.15	Metabolic disorders
3.16	Scoring locomotion and hoof condition
3.17	Mycotoxin in dairy cattle nutrition
3.18	Heat stress in dairy cattle nutrition
3.19	Monitoring feeding management, using KPIs (based on Rumen8)



1. You will learn about (learning objectives):

- Why weigh/estimate the cow's body weight
- How to weigh/estimate to cow's body weight
- The causes of the deviations



2. Background

- Bodyweight is an important management tool in case of treatments, selling for slaughtering; and of course feeding issues must be taken in consideration
- Knowing the cow's bodyweight will help the farmer optimize the general management of the farm



3. Importance of Weighing animals

Animal health/treatment

- Every treatment must be performed with the correct amount of medication, according to the cow's bodyweight. Most treatments are based on cc's/ml's per kg/100kg liveweight.



Now what's the correct dosage for her, I think we have to weigh her




3.1 Importance of Weighing animals: Animal health/treatment Cont'd...

Correct dose
Just right

Underdose





Overdose



3.2 Importance of Weighing animals Cont'd...

- Regular weighing animals helps monitor animals for weight gain; to be sold live (live weight) or carcass



4. Regular weighing relates to income

- Regular weighing helps;



Manage feeding: More weight --> more feed, less weight --> less feed



Detect problems in advance

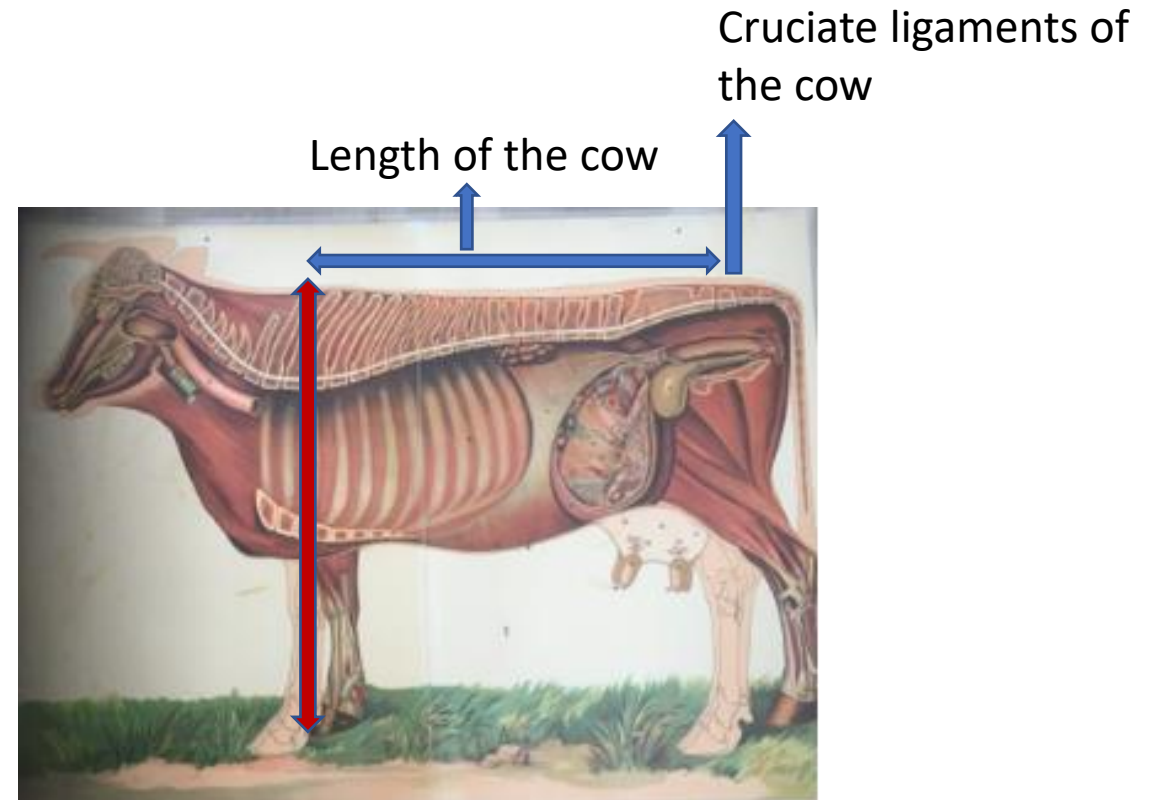
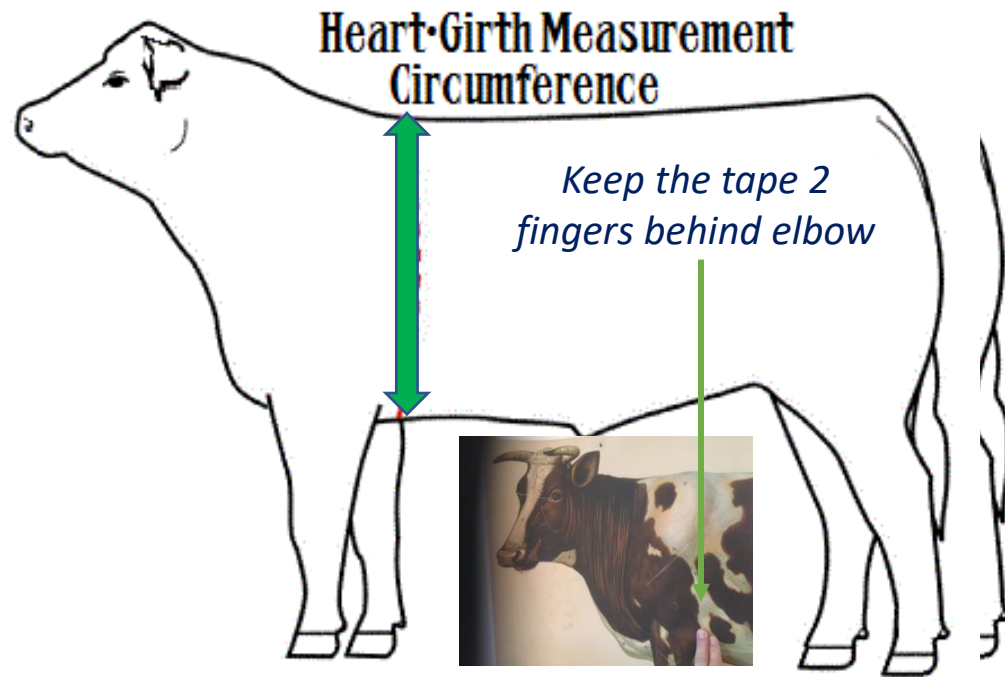


Efficiency in cows production



Optimize
general
management

5. How and where do we measure?



6. Live weight estimation table

	Lenght in cm's													
	100	105	110	115	120	125	130	135	140	145	150	155	160	
Hearth Girth in cm' s	140	236	248	259	271	282	299	310	323	336	348	360	373	385
	145	248	260	275	285	296	311	323	343	352	365	378	390	403
	150	260	274	286	300	317	326	338	352	365	377	389	402	417
	155	278	292	306	319	334	348	362	376	389	404	418	431	445
	160	296	311	326	341	356	371	385	400	415	430	444	459	474
	165	316	331	347	363	379	395	410	426	441	458	473	489	504
	170	335	352	367	384	410	418	435	452	468	485	502	519	535
	175	355	372	390	407	425	443	461	478	497	509	533	551	568
	180	375	394	413	432	450	469	488	507	525	544	563	582	600
	185	396	416	436	456	475	495	515	535	554	574	594	615	634
	190		439	460	481	501	523	543	565	584	606	627	648	668
	195			484	506	529	551	573	594	617	639	661	663	705
	200				532	556	579	602	625	648	671	694	718	741
	205					584	608	632	656	681	706	730	755	779
	210					612	638	663	689	715	741	766	792	817
	215					642	670	701	722	754	777	803	830	851
	220					672	700	728	756	784	813	840	869	896
	225					702	733	762	791	821	850	879	908	938
	230					735	766	797	829	852	889	918	949	980
	235					767	798	831	863	895	927	959	991	1023
	240					800	833	867	900	933	966	1000	1034	1067

Live weight estimation table.

- Live weight estimation table makes use of measurements from tape measure



7. Summary/Take home messages

- Body weight;
 1. is a reliable management tool
 2. must be known to treat cows efficiently
 3. registration should be done regularly

Knowing = Growing!

